



INCOPLAS® EM-HAZ

EMERGENCY BATTERY BACKUP HAZARDOUS LOCATIONS LED

The Incoplas® Em-Haz fixture is a durable multi-purpose and corrosion-resistant LED lighting solution that can be used in heavy industrial applications where hazardous location lighting is required. It uses thermally conductive engineered polymers to extract heat away from the light source and its natural convection allows for maximum thermal performance while minimizing energy costs. The integrated battery backup provides up to 90 minutes of emergency illumination and meets UL 924 certification standards.



Manufactured in America with globally and domestically sourced components



Ordering Chart Information

Example: 010-HY-40-ST-FR-EM-Y-HZ-00-SC-H0

Wattage	Fixture	CCT		Mount	Optics	Voltage	Face Color		Spec	Lens		Accessories	
010 10W	HY Hybrid	40	4000K	ST Area	FR Frosted, NEMA 7x7 BA (116°)	EM 120-277V w/ Emergency Battery Backup	Y	Yellow	HZ Hazardous Locations	00	Polycarbonate	SC	Safety Cable
		50	5000K				B	Black		LG	Laminated Glass	SW	Sample Whip
Build													
H0	Adjustable Wall Pack												
H4	Adjustable Stanchion												
H5	Trunnion Surface												
H6	Pendant Mount												
H7	Surface Mount Connector Hub												
V2	Adjustable Stanchion												

Specifications

Lumens: 3400 lm/ Battery Back-up 1300 lm

Watts: 23.6W / Battery Back-up 10W

Voltage: 120-277V

LED Life: Projected: 100,000 hours

Lens: Clear or Frosted Polycarbonate (*Laminated Glass Lens Optional*)

Efficacy: 119 lm/W / 103 lm/W Battery Back-up

Housing: The fixture housing is constructed from a patented thermally conductive polycarbonate compound. This specialty material allows for excellent heat transfer and thermal management of the LED junction box while also providing superior protection against corrosion commonly found in harsh environments.

Weight: 12 lbs

Color Temperatures: 4000K & 5000K

Operating Temperatures: -22°F to 122°F; -30°C to 50°C

Features: 1/2" or 3/4" Stainless Steel NPT Connector Hub

Applications: Gas Stations, Grain Elevators, Food Processing, Distilleries, Chemical Plants, Refineries, Pulp and Paper Mills, Power Generation, Wastewater Treatment Plants, Ship Yards, Mines, Petroleum

Warranty: 5-year limited warranty. Complete warranty terms located [here](#)

Hazardous Classifications

Class 1: Flammable Gases & Liquids

- **Division 2:** The hazardous atmosphere is only available infrequently (i.e. in case of spill).
- **Groups A, B, C, D:** Includes acetylene, hydrogen and similar gases to it, plus common flammable substances such as butane, gasoline, natural gas and propane.

Class 2: Dust

- **Division 2:** The hazardous atmosphere is only available infrequently (i.e. in case of spill).
- **Groups F, G:** Group F contains dusts consisting of or containing carbon or its compounds (i.e. coal), and Group G dusts are non-conductive dusts (i.e. grain, wood or plastic).

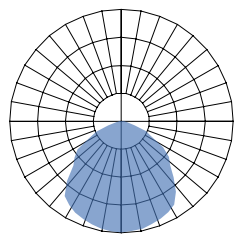
Class 3: Fibers or Flyings

- Contains easily ignitable fibers or flyings, but the concentration of these fibers or flyings are not suspending in the air in such quantities that would produce ignitable mixtures.

Mounting Options

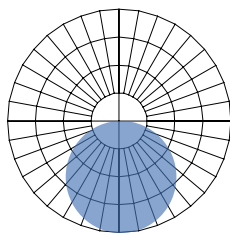


Beam Angles



113°

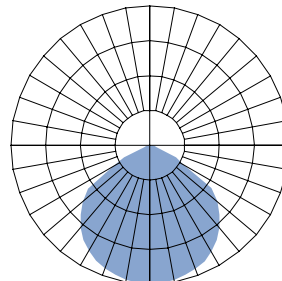
Nema 7x7, Clear



116°

Nema 7x7, Frosted

Photometric Data

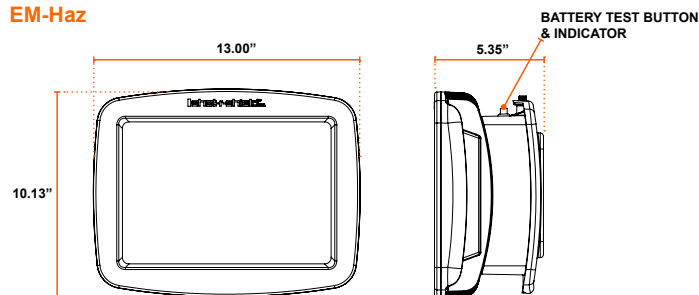


Indoor Report

- Maximum Candela = 1378.83
- Luminaire Lumens = 3572

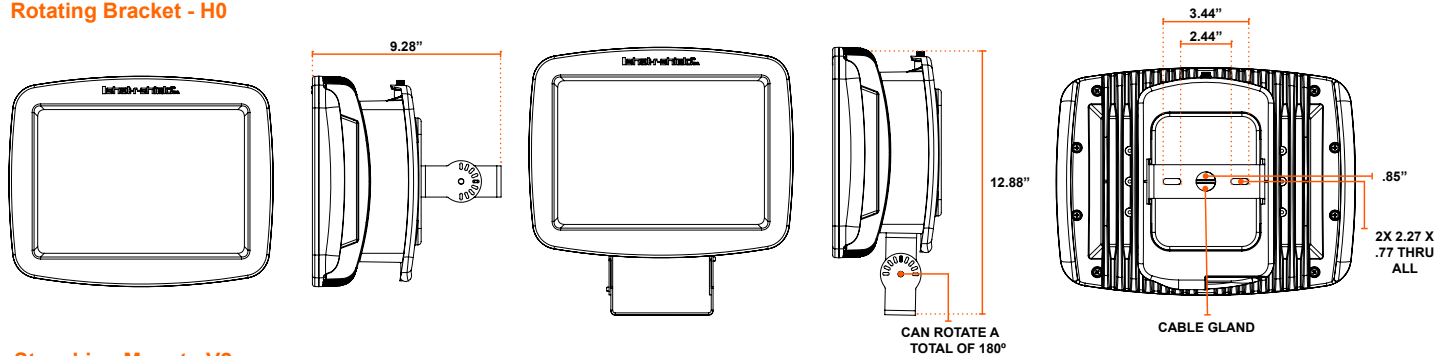
Dimensions

EM-Haz

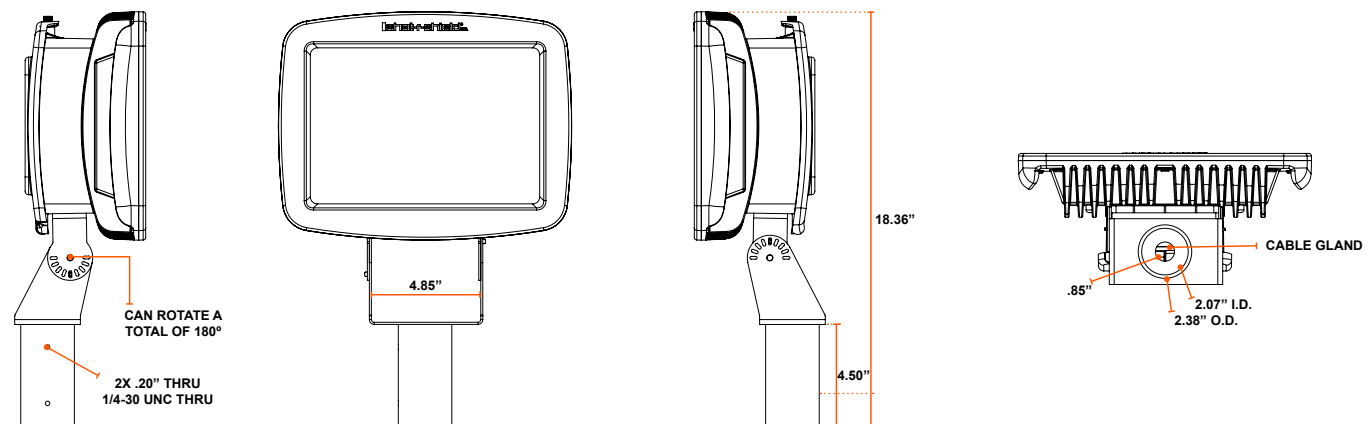


Dimensions Continued

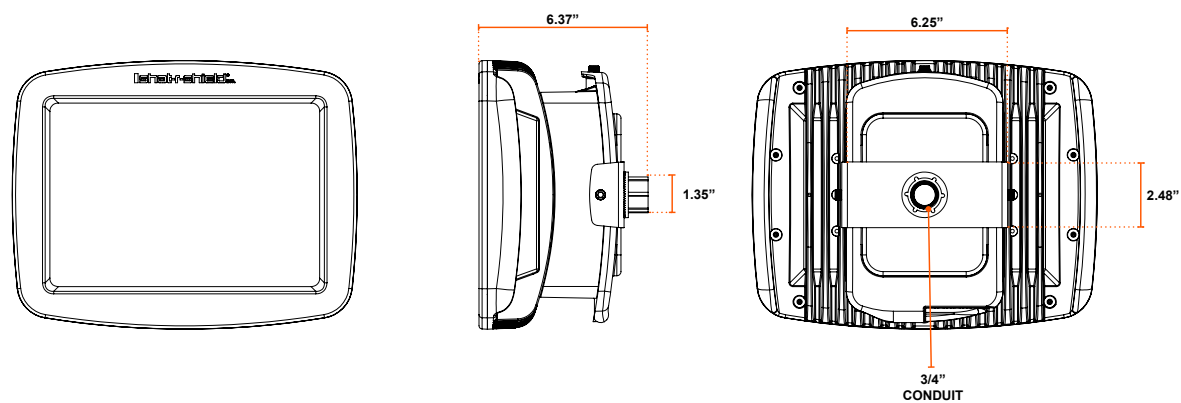
Rotating Bracket - H0



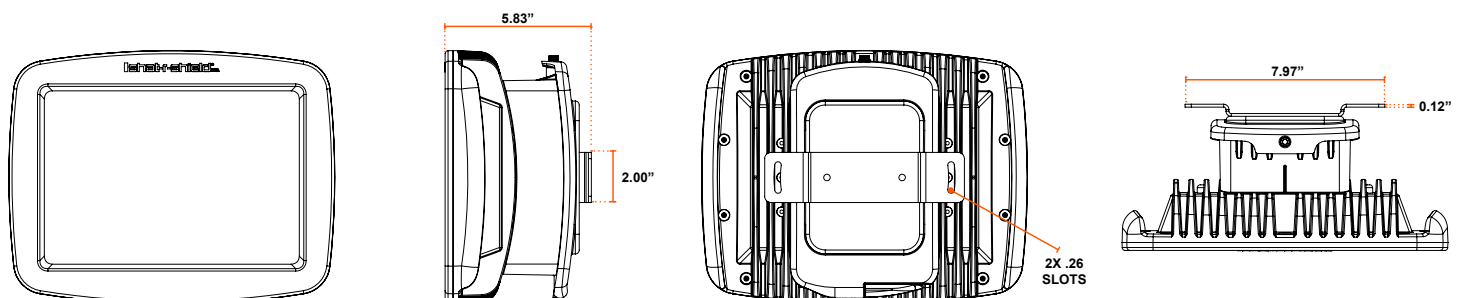
Stanchion Mount - V2



Pendant Mount - H7

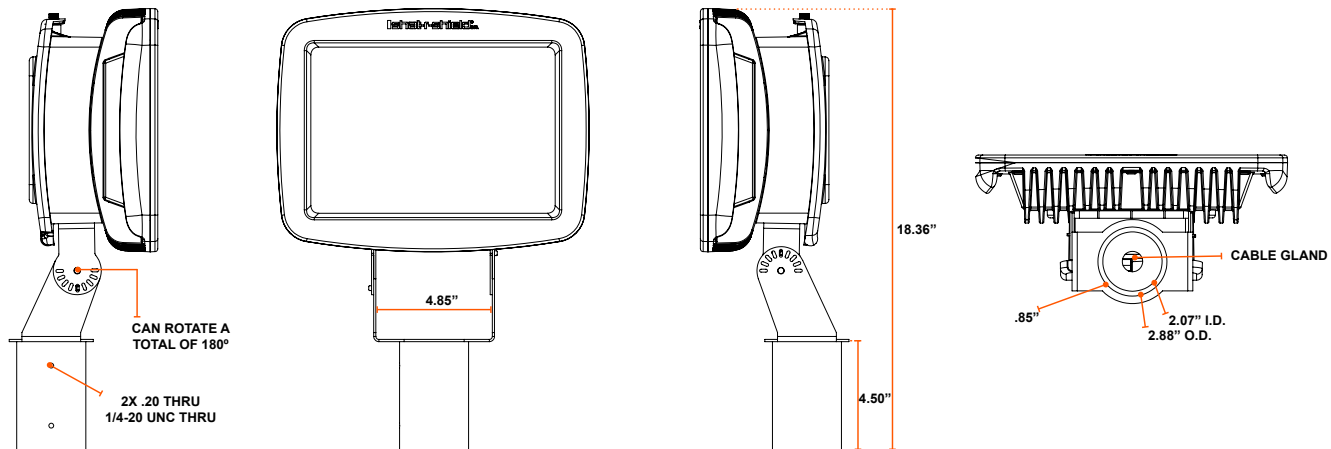


Surface Mount Connector Hub - H6



Dimensions Continued

Stanchion Mount - H4



Operating Characteristics

Operating Characteristics - FR Lens

Watt	Lens Material	CCT	Lumens	Description	IES File
10W	PC	5000K	1000	10W HAZLOC - 5000K CCT - FR LENS	HZ-10W-5000K-FR
10W	PC	4000K	955	10W HAZLOC - 5000K CCT - FR LENS	HZ-10W-4000K-FR
24W	PC	5000K	2634	24W HAZLOC - 5000K CCT - FR LENS	HZ-24W-5000K-FR
24W	PC	4000K	2529	24W HAZLOC - 4000K CCT - FR LENS	HZ-24W-4000K-FR

Operating Characteristics - CL Lens

Watt	Lens Material	CCT	Lumens	Description	IES File
10W	PC	5000K	1293	10W HAZLOC - 5000K CCT - CL LENS	HZ-10W-5000K-CL
10W	PC	4000K	1239	10W HAZLOC - 4000K CCT - CL LENS	HZ-10W-4000K-CL
24W	PC	5000K	3435	24W HAZLOC - 5000K CCT - CL LENS	HZ-24W-5000K-CL
24W	PC	4000K	3302	24W HAZLOC - 4000K CCT - CL LENS	HZ-24W-4000K-CL

Operating Characteristics - LG Lens

Watt	Lens Material	CCT	Lumens	Description	IES File
10W	GL	5000K	1340	10W HAZLOC - 5000K CCT - LG LENS	HZ-10W-5000K-LG
10W	GL	4000K	1284	10W HAZLOC - 4000K CCT - LG LENS	HZ-10W-4000K-LG
24W	GL	5000K	3572	24W HAZLOC - 5000K CCT - LG LENS	HZ-24W-5000K-LG
24W	GL	4000K	3431 lm/w	24W HAZLOC - 4000K CCT - LG LENS	HZ-24W-4000K-LG

Shipping Dimensions

Product	Length	Width	Height	Weight
EM-Haz	16"	16"	10"	12 lbs
EM-Haz W/ H6 Pendant Mount	16"	16"	10"	13 lbs
EM-Haz W/ H0 Rotating Bracket	16"	16"	10"	14 lbs
EM-Haz W/ H7 Surface Mount Connector Hub	16"	16"	10"	13 lbs
EM-Haz W/ H4 Stanchion Mount	16"	16"	10"	16 lbs
EM-Haz W/ V2 Stanchion Mount	16"	16"	10"	16 lbs